

● LE 通用型機種

LE120

LE60



特 性：

1. 利用水切的作用過濾，固體自動排出，濾水過程免動力。
2. 結構簡單無任何機電零件，免維修，零故障。
3. 濾網免工具即可反轉折洗，保養最簡單。

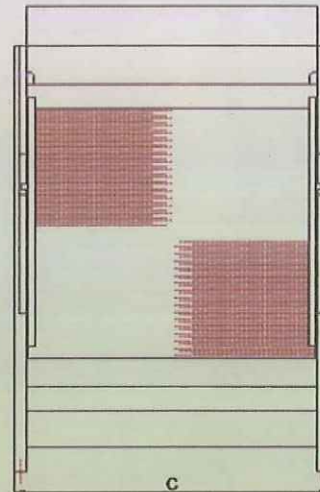
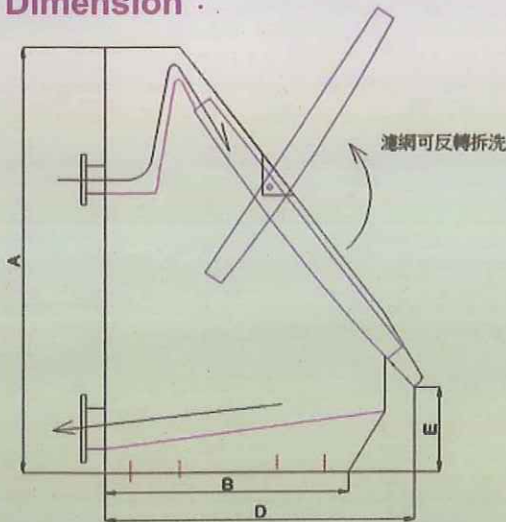
Features :

1. The method of filter is with water shear wedge , and the solid will release automatically without any electrical power.
2. The structure is simple and without any electricity generating equipment. Do not need to maintain and zero breakdown.
3. The filter screen can turn over by hand to clean without any tools. It is easy to clean up.



可手動翻轉網面實際情形

Dimension :



Specifications :

單位:cm

	A	B	C	D	E	入水 Water in	排水 Water out	處理量 Treatment quantity
LE-60	175	100	70	130	37	2"-4"	3"-6"	20--40T/H
LE-120	175	100	130	130	37	3"-6"	4"-8"	40--80T/H
LE-150	175	100	160	130	37	4"-8"	6"-12"	40--80T/H

* 此規格僅供參考，更正時恕不另行通知。

* 處理量因濾網間隙及水質不同而有所變化

濾網間隙 m/m(0.3)(0.5)(0.75)(1)(1.5)(3.0)

● LR 生活污水，含油類汙水，片狀固形物（一般式）



LR200



LR150

特 性：

1. 適用於大樓、社區住宅、大賣場之廢水固液分離。
2. 機體均採用 SUS304# 結構堅固耐用。
3. 內藏式洗網設備，洗網水花不外濺，周圍乾淨。
4. 結構精巧，適用處理量大、空間不足之現場。

Features :

1. Suitable for solid and liquid separation in waste water.
Ideal applications include building, house. And shopping center.
2. Machine frame is manufactured from SUS#304 for maximum durability.
3. Built-in screen washing design prevents water splashing, while keeping environment clean
4. Compact construction suitable for mass treatment and restricted space.

Dimension :



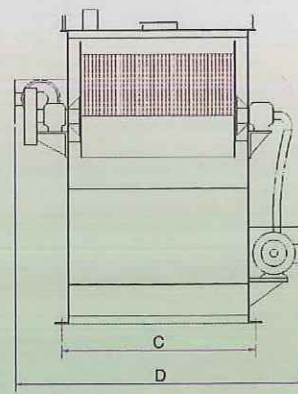
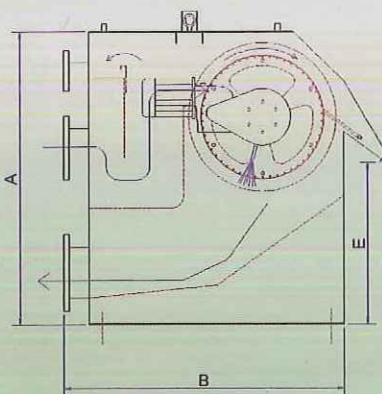
LR150

加壓清洗泵含電磁閥



LR60

機身頂部黑頭的水位探測



一般型	A	B	C	D	E	入水 Water in	排水 Water out	迴流 Circulation	驅動馬達 Drive motor	洗網加壓泵浦 Screen washing pressure booster pump	處理量 Treatment quantity
LR-30	115	110	50	72	65	2"-3"	3"-6"	3"	1/4HP	1/2HP	20--100m ³ /H
LR-60	115	110	80	102	65	2"-4"	3"-6"	3"	1/4HP	1/2HP	30--150m ³ /H
LR-120	115	110	140	162	65	3"-6"	4"-8"	4"	1/2HP	1HP	60--300m ³ /H
LR-150	115	110	170	192	65	4"-6"	4"-8"	5"	1/2HP	1HP	80--350m ³ /H
LR-180	115	110	200	222	65	4"-6"	4"-8"	5"	1/2HP	2HP	100--400m ³ /H
LR-210	115	110	230	262	65	4"-8"	8"-12"	6"	1/2HP	2HP	110--500m ³ /H
LR-240	115	110	260	282	65	4"-8"	8"-12"	6"	1/2HP	2HP	120--600m ³ /H

* 此規格僅供參考，更正時恕不另行通知。

* 處理量因濾網間隙及水質不同而有所變化

濾網間隙 m/m(0.3)(0.5)(0.75)(1)(1.5)(3.0)

● LR 生活汙水，含油類汙水，片狀固形物（密閉式）



LR120



LR180

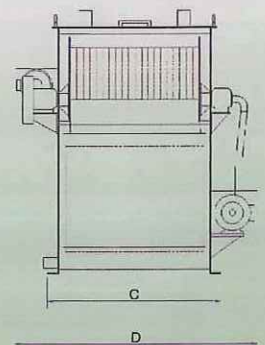
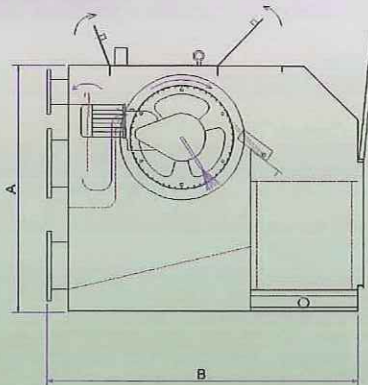
特 性：

1. 適用於大樓、社區住宅、大賣場之廢水固液分離。
2. 機體採用不鏽鋼材質 SUS304# 結構堅固耐用。
3. 內藏洗網設備、洗網水花不外濺、周圍乾淨。
4. 置於內部的收集桶底部設有濾網和排水管、排出固體底部積水。
5. 濾網及集水槽有活動蓋板，以減少臭氣外漏，並於機體上方加設排氣管銜接口，供現場配管。

Features :

1. Suitable for solid and liquid separation in waste water. Ideal application include building, house, and shopping center
2. Machine frame is manufacture from SUS#304 for maximum durability.
3. Built-in screen washing design prevent water splashing while keeping environment clean.
4. The inner collective with the filter screen and pipe can drain the puddles of water at the bottom of the machine.
5. A moveable top on the water tank and screen can reduce stinky gas to leak, and attaching a tailpipe to the machine for plumbing

Dimension :



LR60

機身上方排氣孔接口，可供現場配管用



LR60

桶底部為沖孔版濾掉剩餘水分

(A) 密閉式	A	B	C	D	入水 Water in	排水 Water out	迴流 Circulation	驅動馬達 Drive motor	洗網加壓泵浦 Screen washing pressure booster pump	處理量 Treatment quantity
LR-40 (A)	115	145	60	82	2"-3"	3"-6"	3"	1/4HP	1/2HP	20--100m ³ /H
LR-60 (A)	115	145	80	102	2"-4"	3"-6"	3"	1/4HP	1/2HP	30--150m ³ /H
LR-120 (A)	115	155	140	162	3"-6"	4"-8"	4"	1/2HP	1HP	60--300m ³ /H
LR-150 (A)	115	155	170	192	4"-6"	4"-8"	5"	1/2HP	1HP	80--350m ³ /H
LR-180 (A)	115	155	200	222	4"-6"	4"-8"	5"	1/2HP	2HP	100--400m ³ /H
LR-210 (A)	115	155	230	252	4"-8"	8"-12"	6"	1/2HP	2HP	110--500m ³ /H
LR-240 (A)	115	155	260	282	4"-8"	8"-12"	6"	1/2HP	2HP	120--600m ³ /H

* 此規格僅供參考，更正時恕不另行通知。

* 處理量因濾網間隙及水質不同而有所變化

濾網間隙 m/m(0.3)(0.5)(0.75)(1)(1.5)(3.0)

● LN 型工業用、一般廢水專用

LN specialize in treating the industrial and general waste water



特 性：

1. 附自動清洗設備可自行設定濾網清洗時間。
2. 可依需要選擇濾網間隙，提高處理量。
3. 適用於肉品、食品加工業、家庭下水道、醫院染整等性質、廢水之固液分離。
4. 噴嘴由齒輪箱帶動，構造堅固（免除鋼索斷裂，洗網故障之麻煩）。

Features :

1. With auto clean device, it can preset time to clean the screen.
2. Filter screen gap can be selective according to different occasions required.
3. Suitably used for meats, foods, processing industry, household sewerage, hospital, etc., separating the waste water from the solid articles.
4. the nozzle is driven by gear box, and its structure is firm enough to prevent from the troubles of steel rope breaking or washing breakdown.

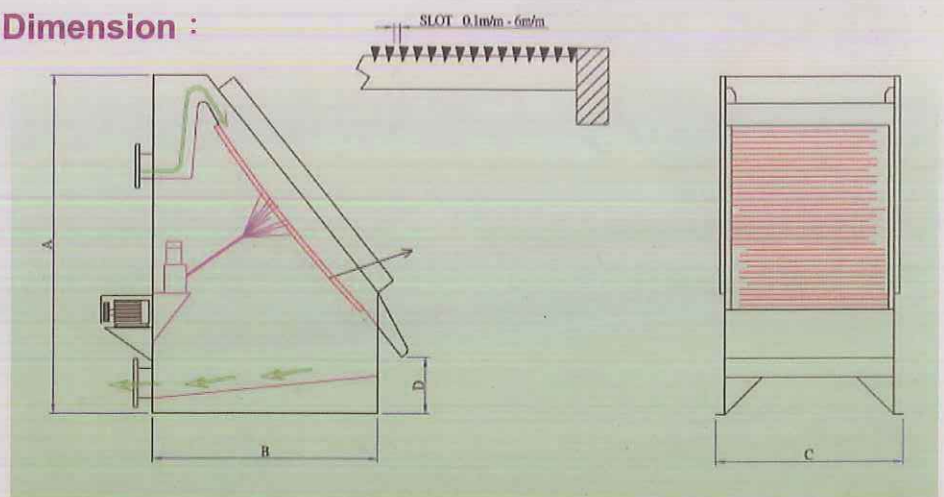


可選配高壓清洗泵
(壓力可達25kg/cm²)



齒輪式逆向清洗機 (無耗材)

Dimension :



Specifications :

單位:cm

(V) 一般水機 (P) 高壓清洗	A	B	C	D	入水 Water in	排水 Water out	洗網加壓泵浦 Screen washing pressure booster pump	高壓 High pressure	驅動噴嘴馬達 Nozzle drive motor	處理量 Treatment quantity
LN-60 (V)(P)	180	120	70	30	2"-4"	3"-6"	1/2HP	1HP 25kg/cm ²	25W*1	20--100m ³ /h
LN-120 (V)(P)	180	120	130	30	3"-6"	4"-8"	1HP	2HP 25kg/cm ²	25W*2	40--200m ³ /h
LN-150 (V)(P)	180	120	160	30	4"-8"	6"-12"	1HP	2HP 25kg/cm ²	25W*3	50--250m ³ /h

* 此規格僅供參考，更正時恕不另行通知。

* 處理量因濾網間隙及水質不同而有所變化

濾網間隙 m/m(0.3)(0.5)(0.75)(1)(1.5)